

EASY® *Apnea*TRAK™



Advancing medical technology to help you, help others.



Experience The Cadwell Difference – Since 1979

The Cadwell Difference

The benefits of owning a Cadwell system are numerous. Our development team understands and delivers what you need. Everyone at Cadwell stands behind our products and we all have the same goal - to keep you as a loyal, devoted customer long into the future.

Innovative Neurodiagnostic Instruments

John Cadwell, BSEE, MD designed the first microprocessor controlled EMG instrument. In 1979 he and his brother Carl, DDS, formed Cadwell Laboratories, Inc. and began selling their device. Since then, Cadwell has been a leader in the development and manufacture of innovative and reliable instruments for neurophysiology. Many of these instruments have been providing decades of service to their owners.

Numerous patents are held by Cadwell, including those for magnetic stimulators, cable shielding designs, neural network analysis of EEG and database designs. Today, still located in Kennewick, Washington, John and Carl continue ownership of the company and come to work every day to develop and market products ranging from EMG to EEG to PSG to IONM instrumentation and more. Cadwell has a firm hold of its identity and a dedicated focus on neurophysiology.

Advancing medical technology to help you, help others.

The Easy® ApneaTrak™ Type III system is designed to help you, help your patients

The late 1980s brought the demand for instrumentation to be smaller in size and weight, which led to further developments that revolutionized the industry.

The Easy ApneaTrak system design follows this trend and the result is a system with the highest level of patient comfort to date. Designed from the ground up, the Easy ApneaTrak system is the ideal tool for physicians that want to provide home sleep testing to their patients suffering from sleep disordered breathing and snoring.

Blue skies lie just ahead™.

EASY® *ApneaTRAK*™




Easy® ApneaTrak™ Recorder

Your patients can take their ApneaTrak system home to collect data in the privacy of their own home.

The ApneaTrak recorder and all accessories are included in the lightweight ApneaTrak carrying case. Your patients can sleep in the comfort of their own home with the ApneaTrak system.

Simplified Setup

An illustrated patient instruction manual along with color coded connectors simplifies the application of the sensors utilized during the ApneaTrak recording.



Your patients will feel comfortable applying sensors and starting the home sleep study in the privacy of their home.



The Exact Channels you Need

Take comfort in collecting the exact channels you need to identify sleep disordered breathing and snoring with ApneaTrak. The ApneaTrak system collects the same respiratory channels utilized in comprehensive recording montages collected in sleep disorders centers.

ApneaTrak channels

1. Airflow (Thermal Sensor)
2. Abdomen Respiratory Effort Belt (RIP Sensor)
3. Chest Respiratory Effort Belt (RIP Sensor)
4. Airflow (Pressure Transducer)
5. Snoring Microphone
6. Oximeter (SpO₂ Sensor)
7. Pulse Rate
8. Snoring Signal (Pressure Transducer)
9. Body Position

Key ApneaTrak recorder features

- Lightweight design (4 ounces)
- Rechargeable internal battery (charged via USB cable connection)
- 2 night recording capacity
- Patient Event Button
- LED Sensor Status lights



The ApneaTrak patient event button

The patient event button is located on the front of the recorder. Pressing the button for three seconds will start a 10 hour recording session. Patients can press the event button to signal when they are turning the lights out and preparing to go to sleep. If necessary, the patient can press the event button during the recording to record a time marker associated with other events that occur during the ApneaTrak recording.

Checking sensor status during data collection reassures your patients and helps them rest easy

Your patients will not have to hope all sensors are connected correctly. The ApneaTrak recorder will provide immediate feedback to the patient during data collection. Pressing the patient event button for three seconds will initiate a sensor status check. If any sensor is not connected or working properly, the LED located adjacent to the sensor connector will be turned on.

Recording status feedback provides assurance that all is well.

The recording status LED will flash one time every five seconds to reassure your patient that the recording is proceeding as planned.

The ApneaTrak System

The ApneaTrak system includes a recorder with an internal rechargeable battery. The recorder, accessories and sensors are placed in a lightweight custom designed carrying case to hold everything needed for the home sleep study.



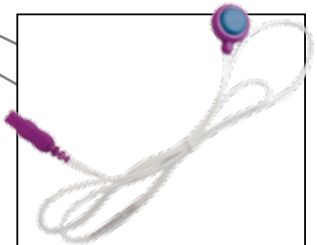
Patient Instruction Manual



Thermal Airflow Sensor (1) and Pressure Airflow Cannula (4)



Oximeter Sensor



Snore Microphone



Micropore™ Tape



Easy ApneaTrak Recorder



Chest RIP Belt



Abdomen RIP Belt

Easy ApneaTrak Software

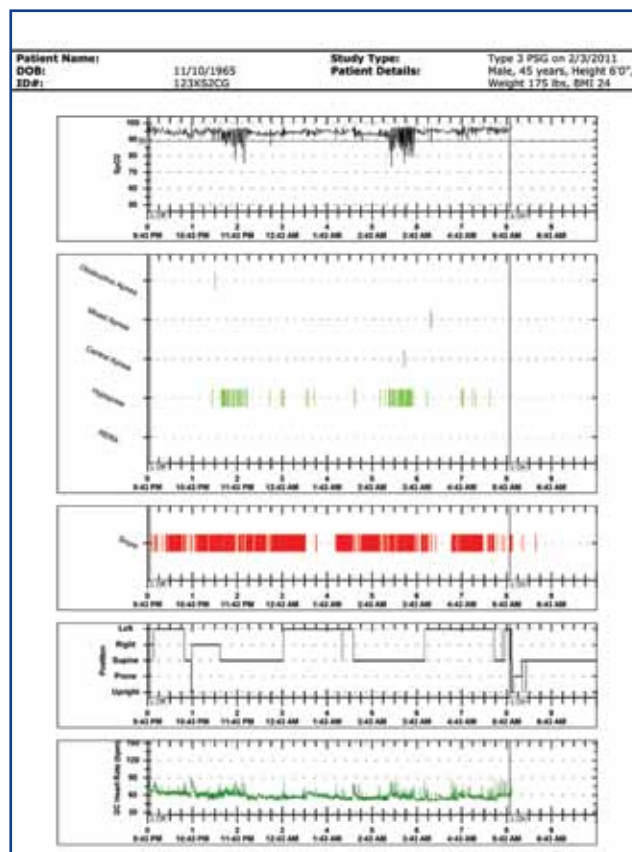
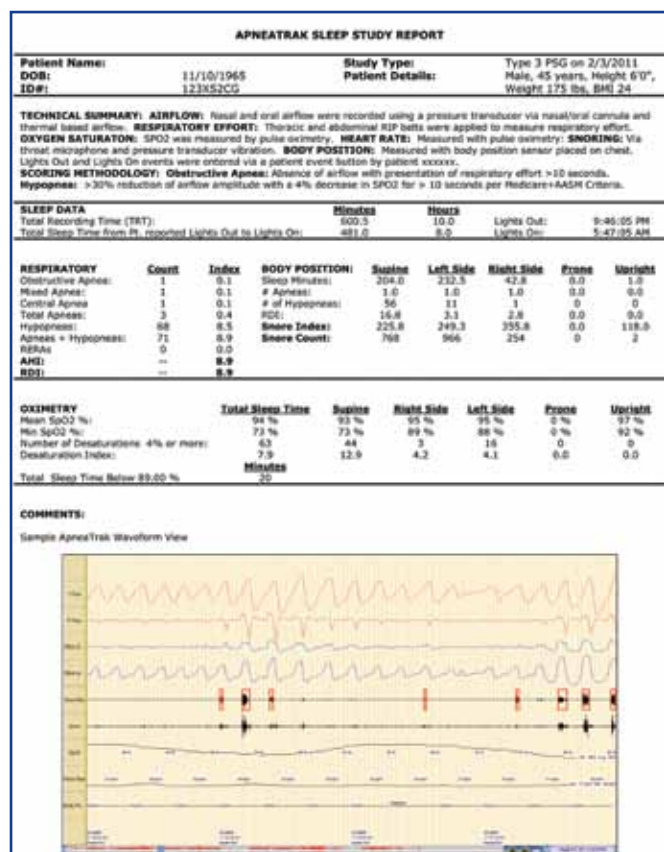
The ApneaTrak software is designed to simplify all tasks associated with preparing the ApneaTrak recorder for use or downloading after data collection. The ApneaTrak software will detect when you have connected the ApneaTrak recorder to the ApneaTrak computer. Simply enter patient information or select the patient name from a list of patients scheduled for an ApneaTrak recording. When the patient returns the device the following morning, plug the device into any USB port on the ApneaTrak computer and everything is automated from that point forward.

Automated Data Management

No user intervention is required after the ApneaTrak record has been downloaded from the recorder. All records flow from the recorder to the correct destination to allow scoring and record review with the Easy ApneaTrak software. Comprehensive review tools allow scoring and tabulating of all events.

Customer reports tailored to Type III studies

A powerful report generator tool is also provided and the software includes a custom report specifically for the channel set and data collected by the ApneaTrak recorder.





909 N. Kellogg St. · Kennewick, WA 99336
(800) 245-3001 · (509) 735-6481 ph · (509) 783-6503 fx
www.cadwell.com · info@cadwell.com